




TRAVEL TRAILERS



Illuminating your next adventure.







**Each new day brings wonderment. The opportunity to discover something new. To pursue your dreams and fill your soul. This is the Soul of RVing.**



**COLEMAN RUBICON**

# MORE STANDARD FEATURES MORE VALUE

Everything we put into our innovative floorplans are designed to maximize storage and comfort. We don't stop there, to ensure peace of mind after the purchase we have the industry's best RV warranty, 100% pre-delivery inspection, and the leader in parts and service. While other manufacturers offer features as options, we prefer to make those same features standard.

We've built a reputation for bringing RV owners more standard features for less money for over 35 years, and it's a reputation we plan to keep.



## 100% Pre-Delivery Inspection

At Dutchmen, quality is standard. Every single RV that comes off the line receives its own pre-delivery inspection—a thorough 253-point check to ensure accurate measurements, as well as fully-functional electronics and components.



## The Industry's Best RV Warranty

Our industry-best 3 Year Warranty means you don't have to wrangle over the details. We deliver value by clearly outlining the major components we back for the first three years.



## The Leader In Parts & Service

Replacement parts. Routine checkups. Expert advice. We've got it all covered. When only the best RV services will suffice, our industry-leading parts and service department is ready to help you get back on the road—and stay there longer than ever before.

**Tow Vehicle Disclaimer.** CAUTION: Owners of Dutchmen recreational vehicles are solely responsible for the selection and proper use of tow vehicles. All customers should consult with a motor vehicle manufacturer or their dealer concerning the purchase and use of suitable tow vehicles for Dutchmen products. Dutchmen disclaims any liability or damages suffered as a result of the selection, operation, use or misuse of a tow vehicle. DUTCHMEN'S LIMITED WARRANTY DOES NOT COVER DAMAGE TO THE RECREATIONAL VEHICLE OR THE TOW VEHICLE AS A RESULT OF THE SELECTION, OPERATION, USE OR MISUSE OF THE TOW VEHICLE. REFERENCE DUTCHMEN MANUFACTURING OWNERS MANUAL FOR LIMITED WARRANTY DETAILS. © 2022 Dutchmen 11-2022-Coleman-Rubicon



COLEMAN RUBICON



# Dutchmen®

## 35<sup>TH</sup> ANNIVERSARY

Dutchmen began in 1988, this model year we are celebrating our 35th Anniversary. Our long term success comes from never losing focus on our core mission “We work for the customer”.

At Dutchmen we build a variety of floorplans to meet the needs of your family and lifestyle. More people than ever before are embracing the RV lifestyle, whether they are full timers, weekend warriors or just want to take the road less traveled and boondock.

Everything we put into our Coleman is designed not only to help you hit the road in comfort and style, but to also help you make memories with family, friends, and fellow travelers along the way.

You will have peace of mind knowing we have OVER 300 Strong Nationwide Dealer Network across North America and our industry-leading service center in Goshen, Indiana. So rest assured no matter where your travels take you, the best-resourced RV manufacturing company in the world is behind you all the way.

As each new day unfolds and limitless adventure awaits, Rving is about immersing yourself in laughter and storytelling with family and friends around the campfire. For 35 years Dutchmen has been in the business of making memories. This is the Soul of the RV.



Dutchmen®

COLEMAN RUBICON





# CONNECTION



**Dutchmen**

| COLEMAN RUBICON





**Destination: Coleman Rubicon.** Take the scenic route as your free to roam in the Coleman Rubicon. The leader in lightweight technology with its laminated design. The Coleman Rubicon is feature rich in amenities with modern design touches, Roof Top Solar Panel, underbelly LED lights, and a Queen Size bed in every floorplan.

- **Upgraded Kitchen Package** - high rise faucet, black stainless farm style sink, two burner range.
- **Fully Enclosed Underbelly** - all of your RVs vital functions are kept out of the elements. Plus, this extra layer of protection means you can travel further into the year.
- **Solid Entry Steps** - stability you need when coming and going from your Coleman Rubicon. Easy to expand and store away, these aluminum steps deliver a sound platform.
- **Fiberglass Front Cap with w/Automotive Windshield** - sleek automotive design that equals as a component for added natural light.
- **Light Weight Laminated Construction** - all aluminum frame construction with laminated components for the lightest weights in it's class.
- **10 cu. ft. 12v Refrigerator** - residential in style, spacious for all camping needs on or off the grid.
- **No Carpet** - Easy to clean, durable and pet friendly.
- **Queen Size Bed** -residential queen sized bed.



To see more features, visit [dutchmen.com](https://dutchmen.com)



COLEMAN RUBICON

# Standard features in every floor plan.



Rear Ladder



Power Tongue Jack



Dual 20lb Propane Tanks



190w Solar Panel



1200w Solar Inverter



USB Ports



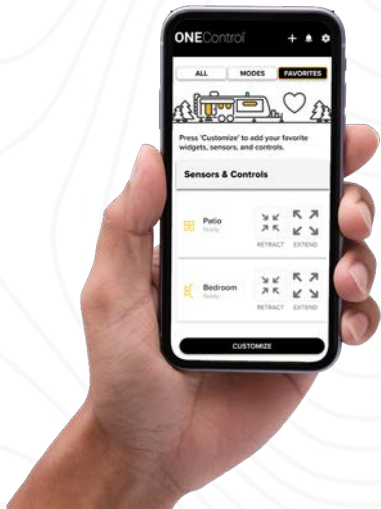
Prepped for WIFI 4G LTE





# 35 YEARS ANNIVERSARY PACKAGE

Standard on ALL Floorplans



The SOLO ONE Control allows complete control over many of your RV's most important functions through a mobile app. From awnings and lighting, water tanks, and more with just a touch of a button.



#### SAFETY

Receive custom notifications regarding your RV maintenance reminders and system status.



#### CONTROL

Conveniently control your lighting, slide-outs, and awnings from the palm of your hand.



#### ALERTS

Receive system status, low battery voltage, and tank levels.

SOLO  
ONEControl

#### ON-DEMAND TANKLESS WATER HEATER



#### REAR VIEW MONITOR CAMERA



*\*available on select floorplans*





FEEL AT HOME FROM  
THE FIRST MOMENT.



COLEMAN RUBICON





## Interior Features:

With spacious floor plans and all the amenities of home,

- Upgraded Kitchen Window
- Glass Accented Cabinet Doors w/ LED Backlighting
- Seamless Countertops Throughout
- 2 Burner Range w/Glass Cover
- Stainless Steel Farm Style Sink w/ Apron
- High Rise Kitchen Faucet
- Smoke Alarm
- Fire Extinguisher
- Pop Up Outlet and USB
- Jack Knife Sofa (Select Model)
- Roller Shades
- Upgraded Window Valences
- Skylight Over Shower
- Upgraded Linoleum w/ Enhanced Backing



Boulder



Flooring



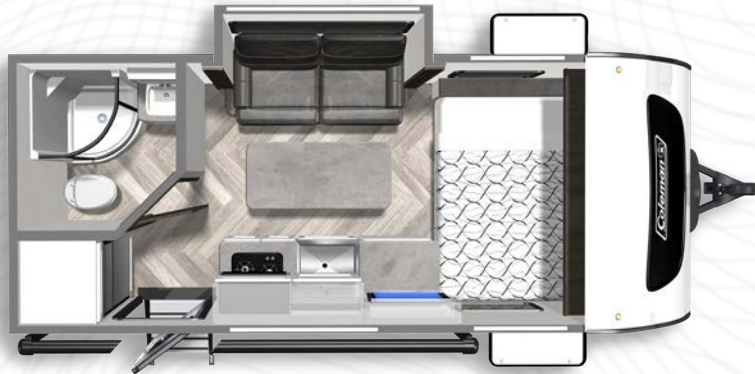
Woodgrain



Countertop



# Choose how your next adventure unfolds.



**COLEMAN RUBICON 1608RB**  
Length: 21' 5" Weight: 3,717 lbs. Sleeps: 3-4  
Hitch: 503 lbs. Height: 10' 5"



**COLEMAN RUBICON 1628BH**  
Length: 21' 5" Weight: 3,593 lbs. Sleeps: 3-4  
Hitch: 467 lbs. Height: 10' 5"



**COLEMAN RUBICON 1708BH**  
Length: 23' 11" Weight: 3,910 lbs. Sleeps: 3-4  
Hitch: 489 lbs. Height: 10' 7"




**COLEMAN RUBICON 1748RB**  
Length: 21' 5" Weight: 3,812 lbs. Sleeps: 2-3  
Hitch: TBD. Height: 10' 5"

\*Length is defined as the distance from the centerline of hitch pin/coupler to rear bumper of trailer.

\*\*Our weights represent how most units are built, inclusive of many commonly-ordered options.

\*\*\*Fresh water capacity includes water heater capacity.

DISCLAIMER: Product information is as accurate as possible as of the date of brochure publication. All features, floor plans and specifications in this brochure are subject to change without notice. Please consult Dutchmen's website at [www.Dutchmen.com](http://www.Dutchmen.com) for current product information and specifications.

 All info & specs are for units manufactured after 3/15/2023

# Coleman Rubicon Specifications

Floorplan	Weights (lbs)			Tanks (Gallons)			Dimensions	
	Shipping Weight	Hitch Weight	Carrying Capacity	Fresh Water Capacity	Waste Water Capacity	Gray Water Capacity	Exterior Length	Exterior Height
1608RB	3,717	503	1,123	46	28	28	20' 7"	10' 5"
1628BH	3,593	467	1,247	42	28	28	20' 11"	10' 5"
1708BH	3,910	489	930	46	28	28	21' 5"	10' 5"
1748RB	3,812	TBD	TBD	TBD	TBD	TBD	21' 5"	10' 5"

\*Length is defined as the distance from the centerline of hitch pin/coupler to rear bumper of trailer.

\*\*Our weights represent how most units are built, inclusive of many commonly-ordered options.

\*\*\*Fresh water capacity includes water heater capacity.

DISCLAIMER: Product information is as accurate as possible as of the date of brochure publication. All features, floor plans and specifications in this brochure are subject to change without notice. Please consult Dutchmen's website at [www.Dutchmen.com](http://www.Dutchmen.com) for current product information and specifications.



All info & specs are for units manufactured after 3/15/2023





**CRAFTED FOR  
YOUR LIFESTYLE**



**Dutchmen** | COLEMAN RUBICON





## Exterior Features:


- Fiberglass Front Cap w/ Automotive Windshield
- Aluminum Framing
- Folding Grab Handle at Entryway
- Premium Folding Entry Steps
- Pass Through Storage Compartment
- Power Awning w/ LED Lighting
- Backup Camera Prep
- 4 Stabilizer Jacks
- Under Mount Spare Tire
- Rooftop Solar Panel
- 35 Amp Converter
- Power Tongue Jack
- Two 20lb LP Tanks
- Torsion Axle
- Aluminum Rims
- 35 Amp Converter
- Friction Hinge Entry Door



### Standard Solar Spirit III Kit Includes

- 200 Watt Panel
- 30 Amp Charge Controller
- 1200W Inverter
- Side Port



 To see more features, visit [dutchmen.com](http://dutchmen.com)





# 1200RK



## INTERIOR DECORS



Boulder



Flooring



Woodgrain



Countertops

## FEATURES:

- High Rise Kitchen Faucet
- Pop Up Outlet and USB
- Smoke Alarm
- Fire Extinguisher
- Roller Shade
- Upgraded Tires w/Alum Rims
- Skylight
- 3.3 cu. ft. 12V Refrigerator
- Fireplace
- A/C
- Solar Side Port Only

Floorplan	Weights (lbs)			Tanks (Gallons)			Dimensions	
	Shipping Weight	Hitch Weight	Carrying Capacity	Fresh Water Capacity	Waste Water Capacity	Gray Water Capacity	Exterior Length	Exterior Height
1200RK	1,636	186	866	20	0	34	13'5"	6'11.5"

# See the DUTCHMEN® Construction Advantage.

We put a great amount of thought into every RV we design and build. From strong frames, to sturdy walls and insulation, we build every RV to take you on many adventures to come.

## Laminated Walls

- 1 Fiberglass Exterior Panel
- 2 Luan Wall Backing
- 3 Aluminum Frame with Block Foam Insulation
- 4 Luan Interior Wall Panel




## Floor Structure


- 1 Linoleum Flooring
- 2 HyperDeck Composite Floor Decking
- 3 Aluminum Frame with Block Foam Insulation and Heat Duct
- 4 HyperDeck Composite Floor Decking
- 5 Darco Moisture Barrier
- 6 Steel Powder-Coated Main I-Beam Frame
- 7 Fully Enclosed Underbelly



## Insulated Reinforced Front Cap

- 1 Luan Interior Panel
- 2 Aluminum Frame with Fiberglass Insulation
- 3 Fiberglass Front Cap



 To see more features, visit [dutchmen.com](http://dutchmen.com)





## Make the DUTCHMEN® Connection.

Connect with other RVers in the Dutchmen community. Sharing adventures is a great way to get inspired and get on the road. Gather 'round our social media campfires with us—and be sure to follow us so we can share with you!

[dutchmen.com](http://dutchmen.com)



Visit us online to see all the Dutchmen brands, innovative models, and spacious floor plans.

CONTACT SALES: 574.537.0600

PO BOX 2000 | 2164 CARAGANA COURT | GOSHEN, IN 46527